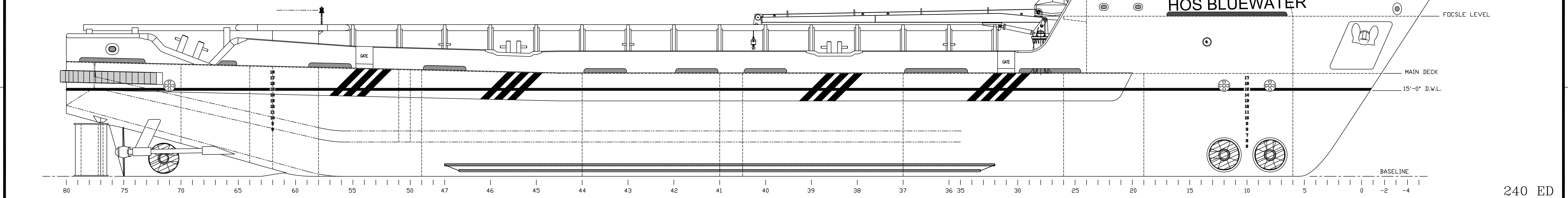
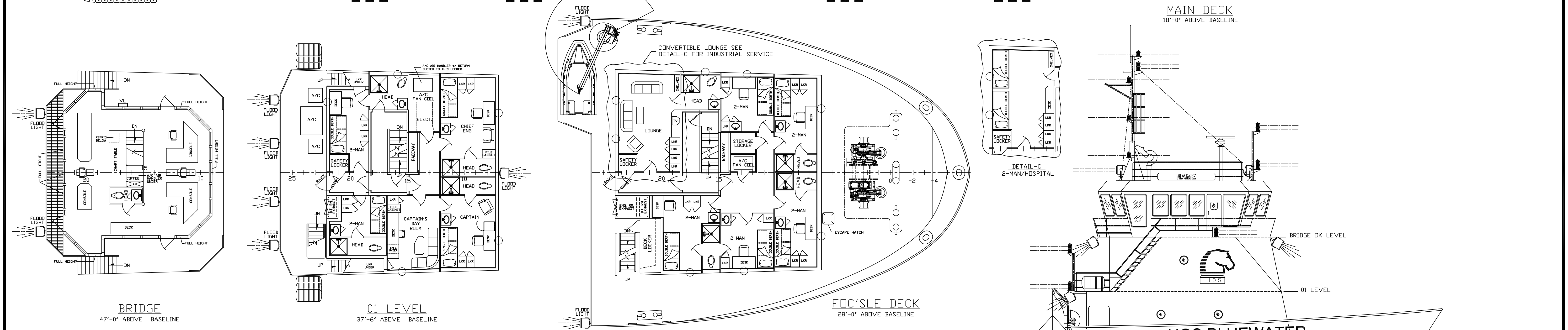
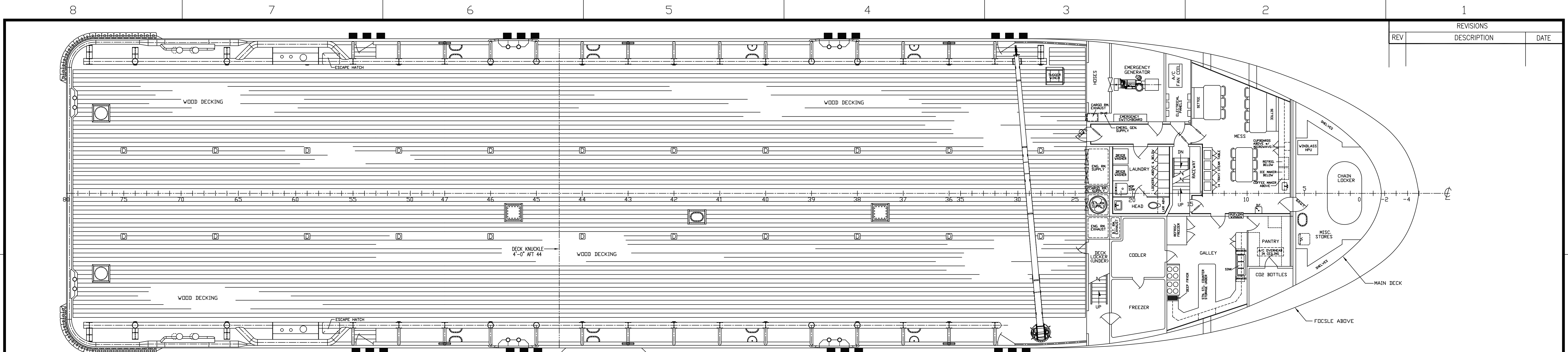


REVISIONS		
REV	DESCRIPTION	DATE



<p>THIS DRAWING, DESIGN CONCEPT AND SPECIFICATIONS ARE THE PROPERTY OF HORNBECK OFFSHORE SERVICES AND ARE FURNISHED ON A CONFIDENTIAL BASIS WITH AN EXPRESSED UNDERSTANDING THAT THEY WILL NOT BE COPIED IN ANY MANNER USED FOR MANUFACTURE, SOLD, TRANSFERRED, NOR USED TO THE DETRIMENT OF SAID FIRM WITHOUT WRITTEN PERMISSION. 1005 ©</p> <p>HORNBECK OFFSHORE SERVICES</p>			
DRAWN BY:	T. MILLER	240'-0" X 54'-0" X 19'-0" OSV	
CHK'D. BY:	L. BURCHFIELD	OUTBOARD PROFILE & GENERAL ARRANGEMENTS	
APP'D. BY:		SCALE: 1/8" = 1'-0"	DATE: 4-30-2002
APP'D. BY:		DRAWING #	LVI HULL #333
		1.001	SHEET 1 OF 1
			0

240 ED