

REVISIONS

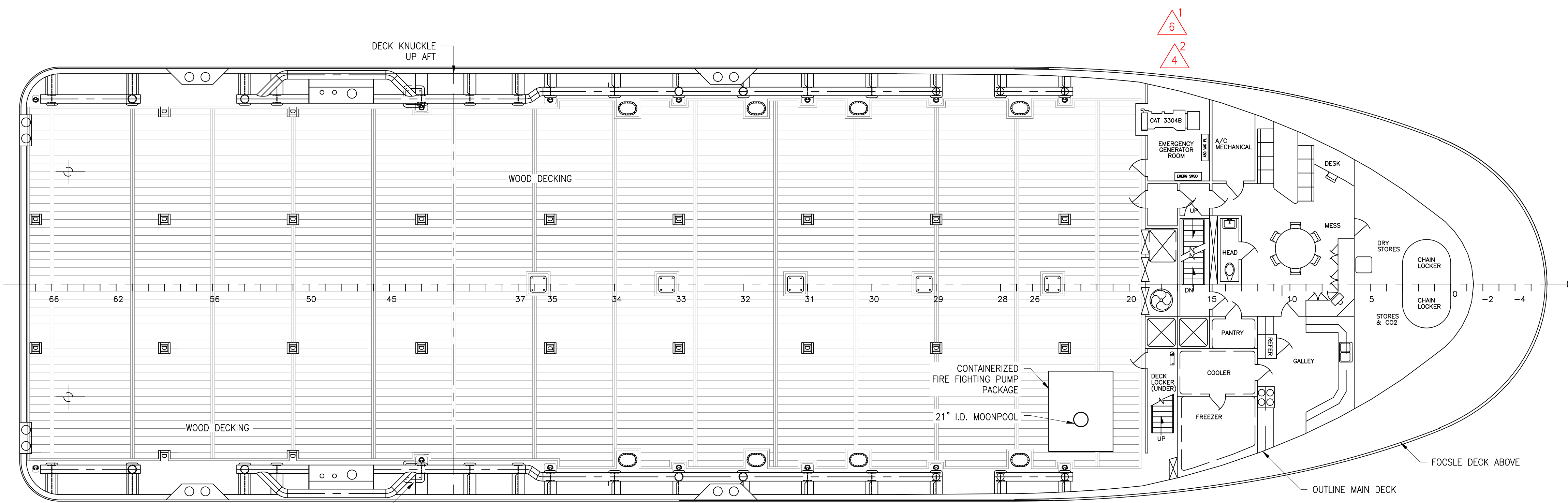
REV	ZONE	DESCRIPTION	DATE	BY
1	-	1. ADDED IMO # TO HULL. 2. MOVED DOOR AT FR17 TO FR15 ON FOCSL DECK. 3. ADDED EXTRA BUNKS	01/26/10	-
2	-	1. ADDED EXTRA BUNK IN CHIEF ENGINEERS STATEROOM.	12/31/13	-
3	-	1. ADDED CONTAINERIZED FIRE-FIGHTING DECK EQUIPMENT.	07/06/17	-
4	ALL	1. DRAWING UPDATED TO CURRENT HOS FORMAT. 2. ADDED EMERGENCY GENERATOR & PANELS. 3. ADDED CURRENT CARGO DECKING, TIE-DOWN AND CARGO RAIL ARRANGEMENT. 4. UPDATED PROFILE FOR FREEING PORTS, PORTLIGHTS, CHOCKS AND BT EXHAUST.	07/01/19	SMM
5	1-3D	1. ADDED PORT BOW YOKOHAMA FENDER	07/18/19	MS
6	1-3D	1. REMOVED PORT BOW YOKOHAMA FENDER	8/19/19	CT

PRINCIPAL PARTICULARS

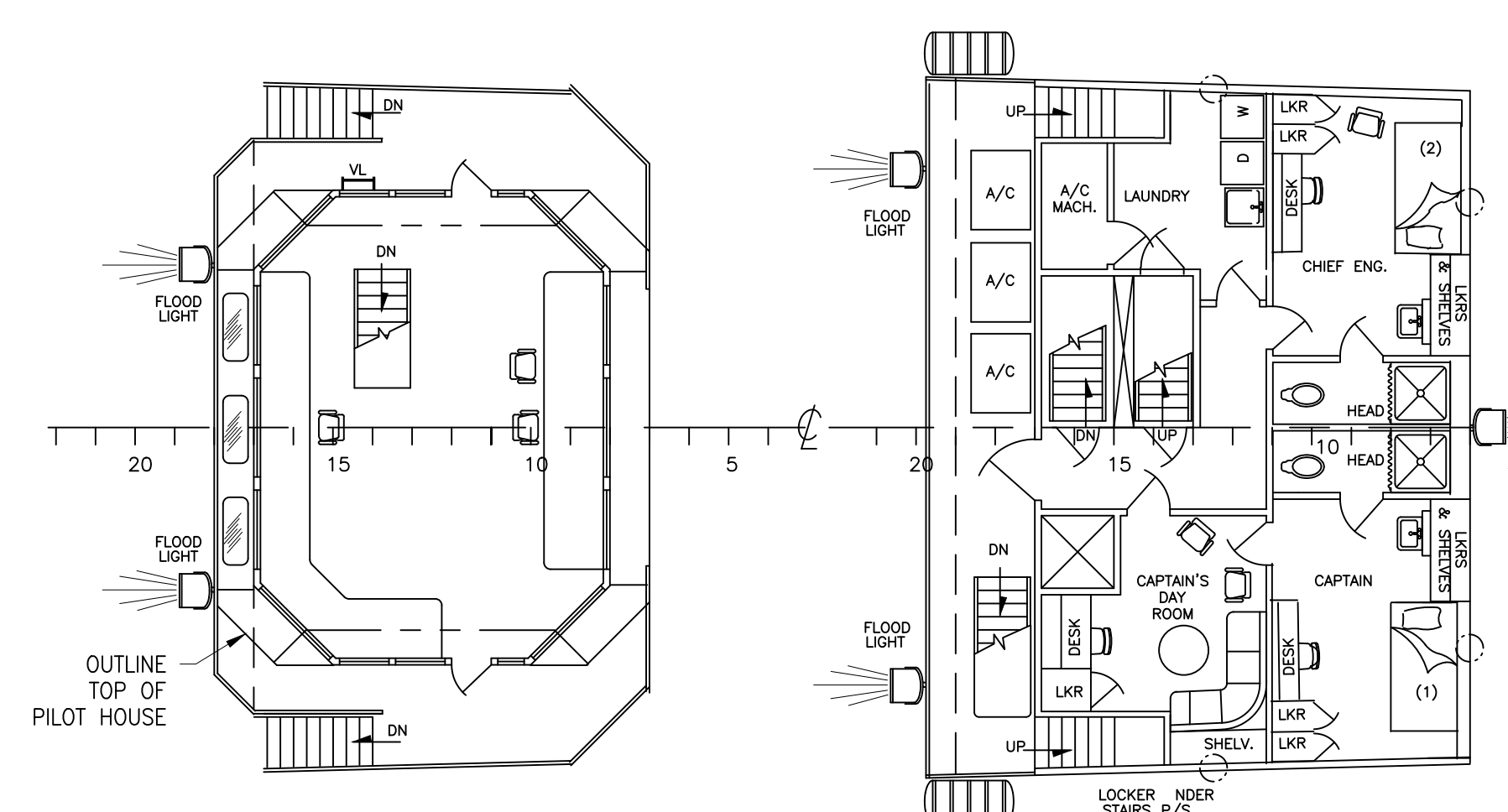
LENGTH OVERALL (MOLD)	190'-0"
LENGTH B.P.	177'-7"
BEAM (MOLD)	54'-0"
DEPTH (MOLD)	16'-0"

HOS 190 / HOS BRIGADOON

<p>THIS DRAWING, DESIGN CONCEPT AND SPECIFICATIONS ARE THE PROPERTY OF HORNBECK OFFSHORE SERVICES AND ARE FURNISHED ON A CONFIDENTIAL BASIS WITH AN EXPRESSED UNDERSTANDING THAT THEY WILL NOT BE COPIED IN ANY MANNER USED FOR MANUFACTURE, SOLD, TRANSFERRED, NOR USED TO THE DETRIMENT OF SAID FIRM WITHOUT WRITTEN PERMISSION.</p>			
<p><b>HORNBECK OFFSHORE SERVICES</b></p>			
DRAWN BY:	190'-0" X 54'-0" X 16'-0"		
S. MAUL			
CHECKED BY:	OUTBOARD PROFILE & GENERAL ARRANGEMENT		SIZE
M. STANSBURY			D
APPROVED BY:	TASK No.	DRAWING No.	SCALE: 1/8"=1'-0"
J. GUIDRY	6925	1,001	DATE: 08/19/02
	HULL No. 4238	SY: AMI	REV. 6
			SHEET 1 OF 1

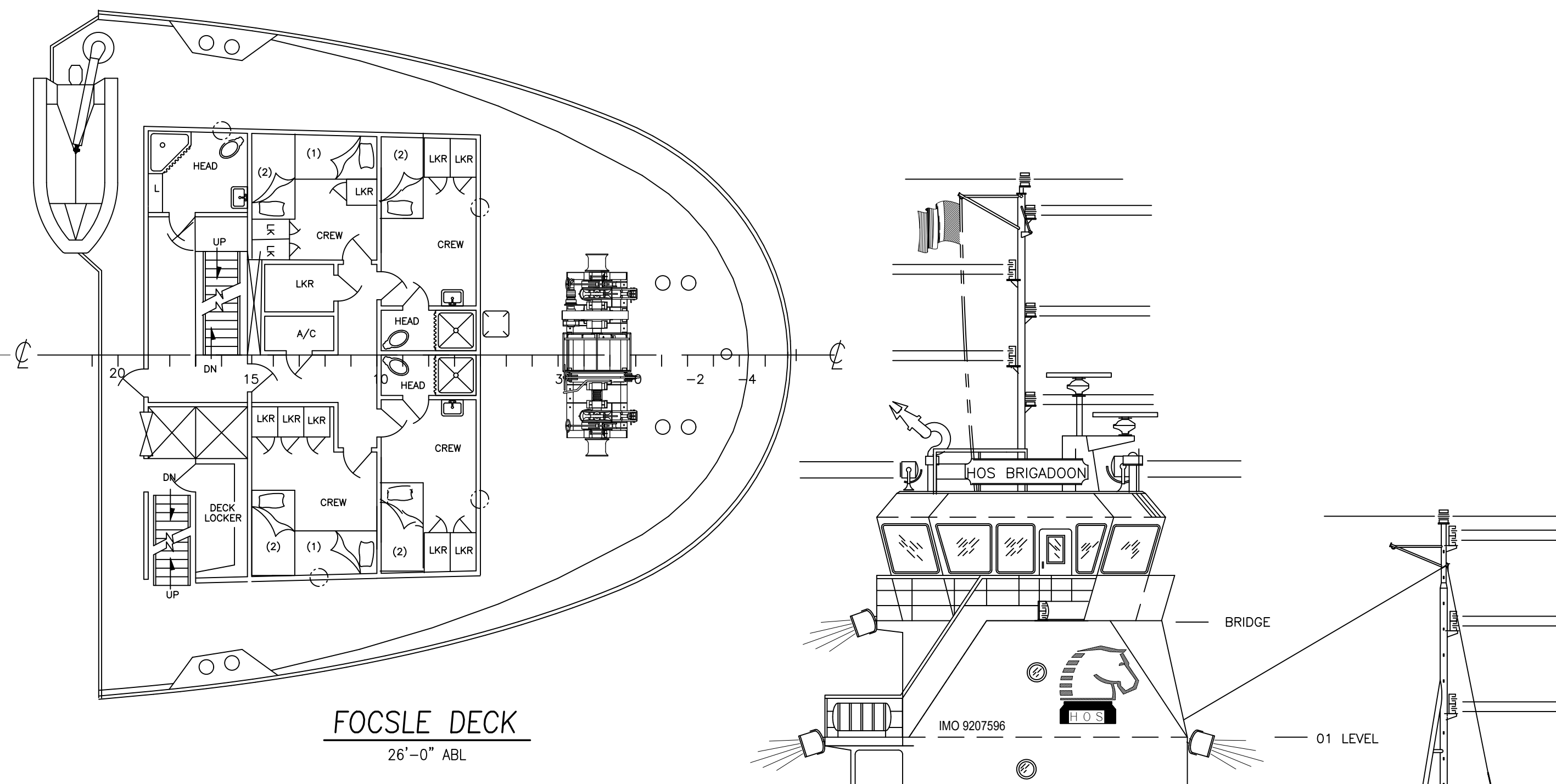


3  
4  
**MAIN DECK**  
16'-0" ABL

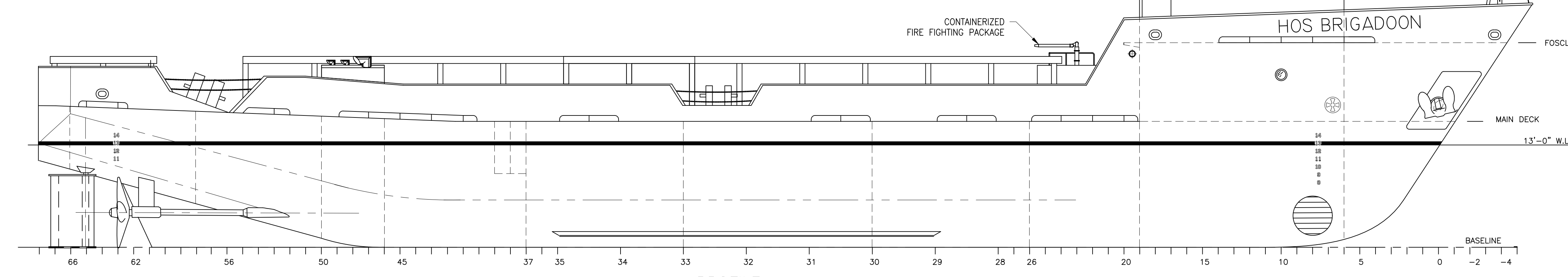


**BRIDGE**  
44'-0" ABL

**01 LEVEL**  
35'-0" ABL



**FOCSLE DECK**  
26'-0" ABL



3  
4  
**PROFILE**