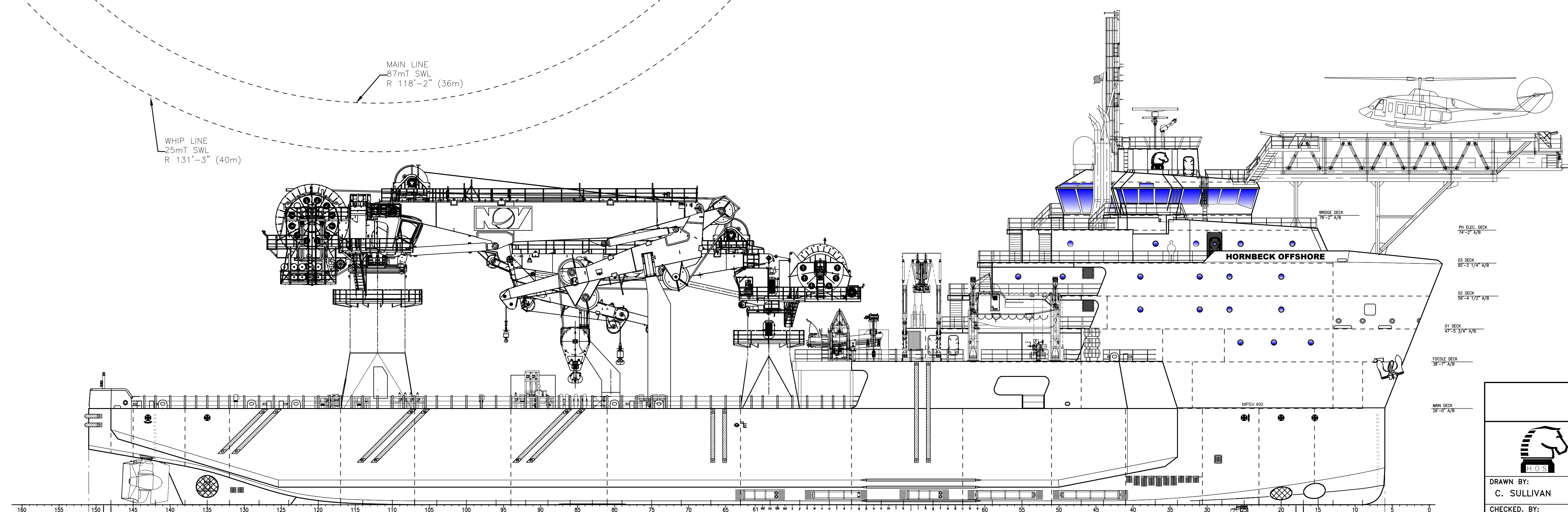


TELESCOPIC BOOM STORES CRANE: 13mT  
 DOCK SIDE S.W.L. (load/rad.) 13mT/1.87m-5m  
 DOCK SIDE S.W.L. (load/rad.) 3mT/16m-16.16m  
 PERSONNEL RATING: 0.6mT

MAIN DECK  
 26'-0" A/B  
 SCALE: 1/16"=1'-0"



OUTBOARD PROFILE  
 STBD VIEW  
 SCALE: 1/16"=1'-0"

<b>HOSMAX 400ES MPSV</b>			
<small>THIS DRAWING, DESIGN CONCEPT AND SPECIFICATIONS ARE THE PROPERTY OF HORNBEEK OFFSHORE SERVICES AND ARE FURNISHED ON A CONFIDENTIAL BASIS WITH AN EXPRESSED UNDERSTANDING THAT THEY WILL NOT BE COPIED IN ANY MANNER USED FOR MANUFACTURE, SOLD, TRANSFERRED, NOR USED TO THE DETRIMENT OF HOS. FROM WITHOUT WRITTEN PERMISSION. 1008 ©</small>			
<b>HORNBECK OFFSHORE SERVICES</b>			
DRAWN BY: <b>C. SULLIVAN</b>	<b>365'-6" X 76'-0" X 26'-0"</b>		
CHECKED BY: <b>M. STANSBURY</b>	<b>CRANE AND LIFTING ARRANGEMENT</b>		SIZE <b>D</b>
APPROVED BY: <b>J. GUIDRY</b>	TASK No. <b>8028</b>	DRAWING No. <b>6.805</b>	SCALE: AS NOTED DATE: 07/16/24 SHEET 1 OF 2
<small>LAST SAVE: PROJE: 2/7/2025 1:10 PM          ENG: JSULLIVA          SHEET: ANSI D 22X34</small>			

D

D

C

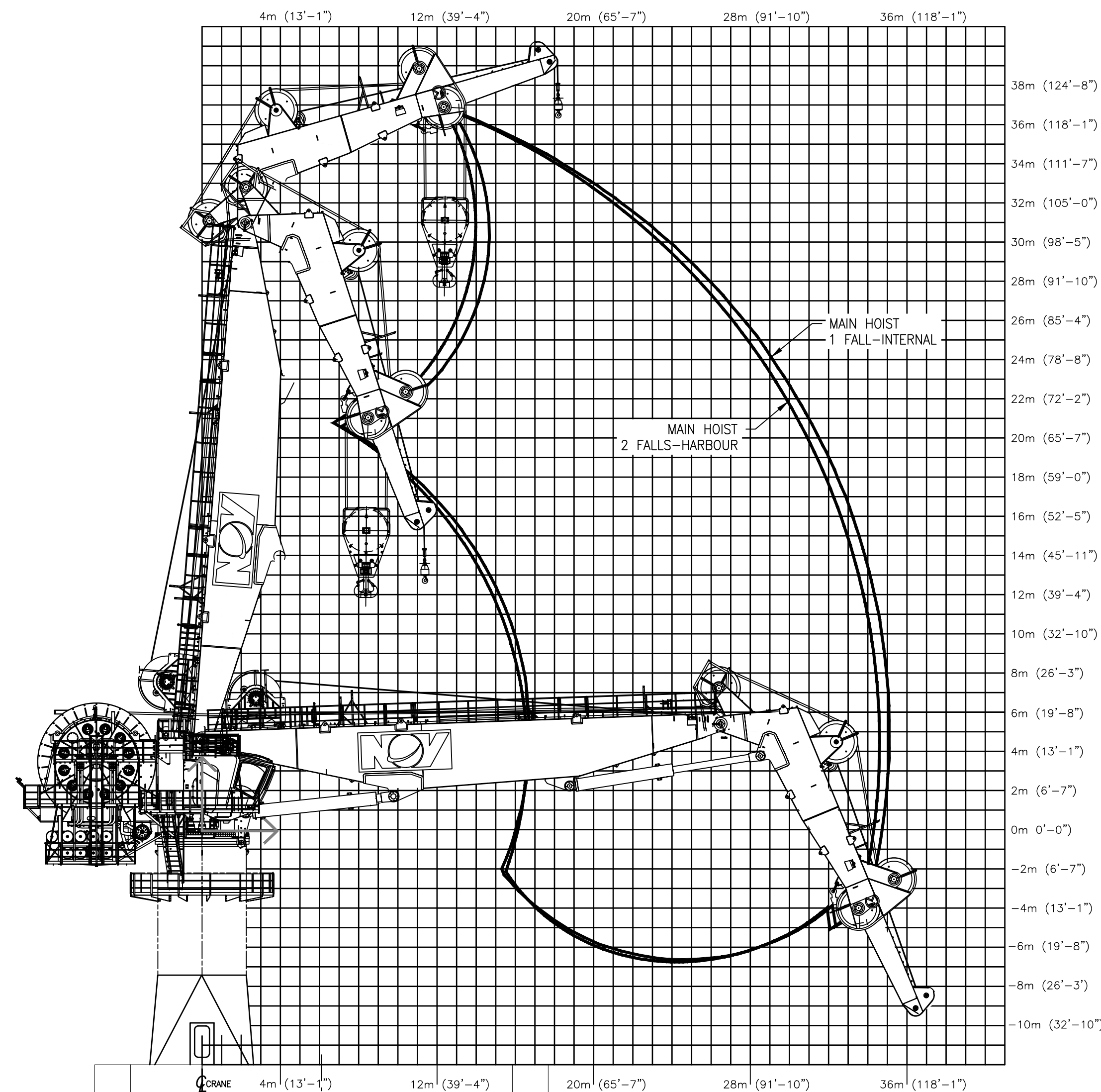
C

B

B

A

A



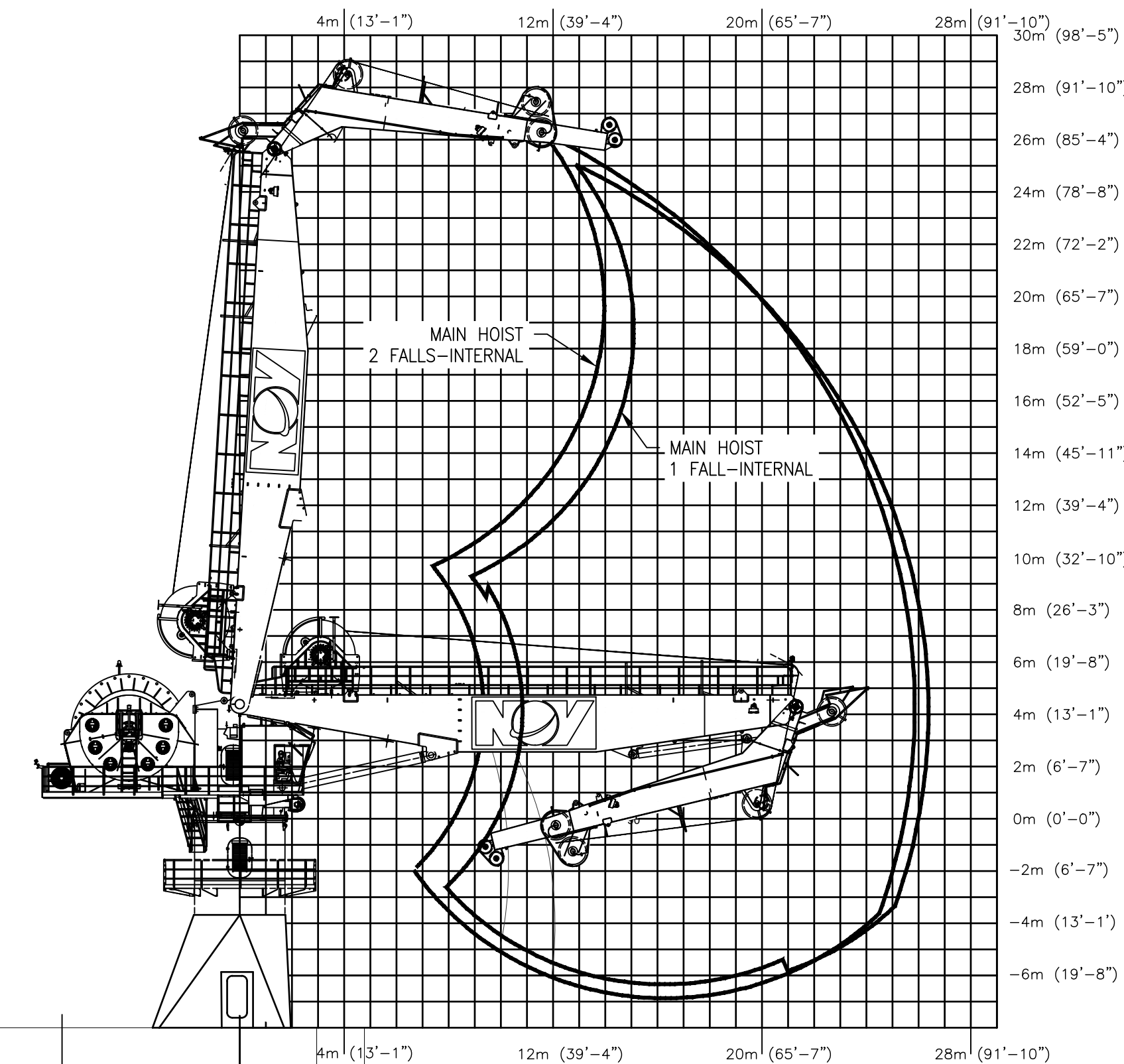
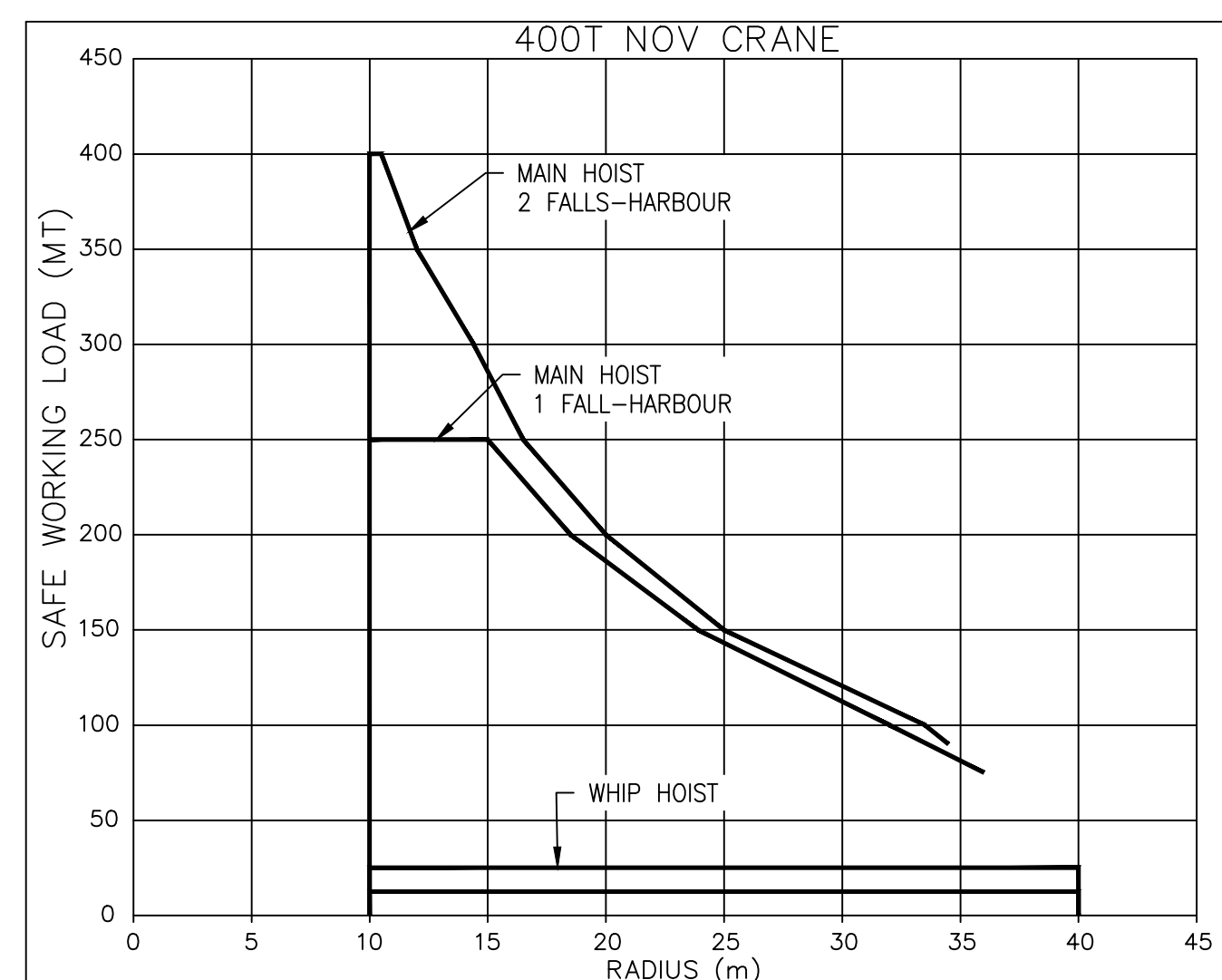
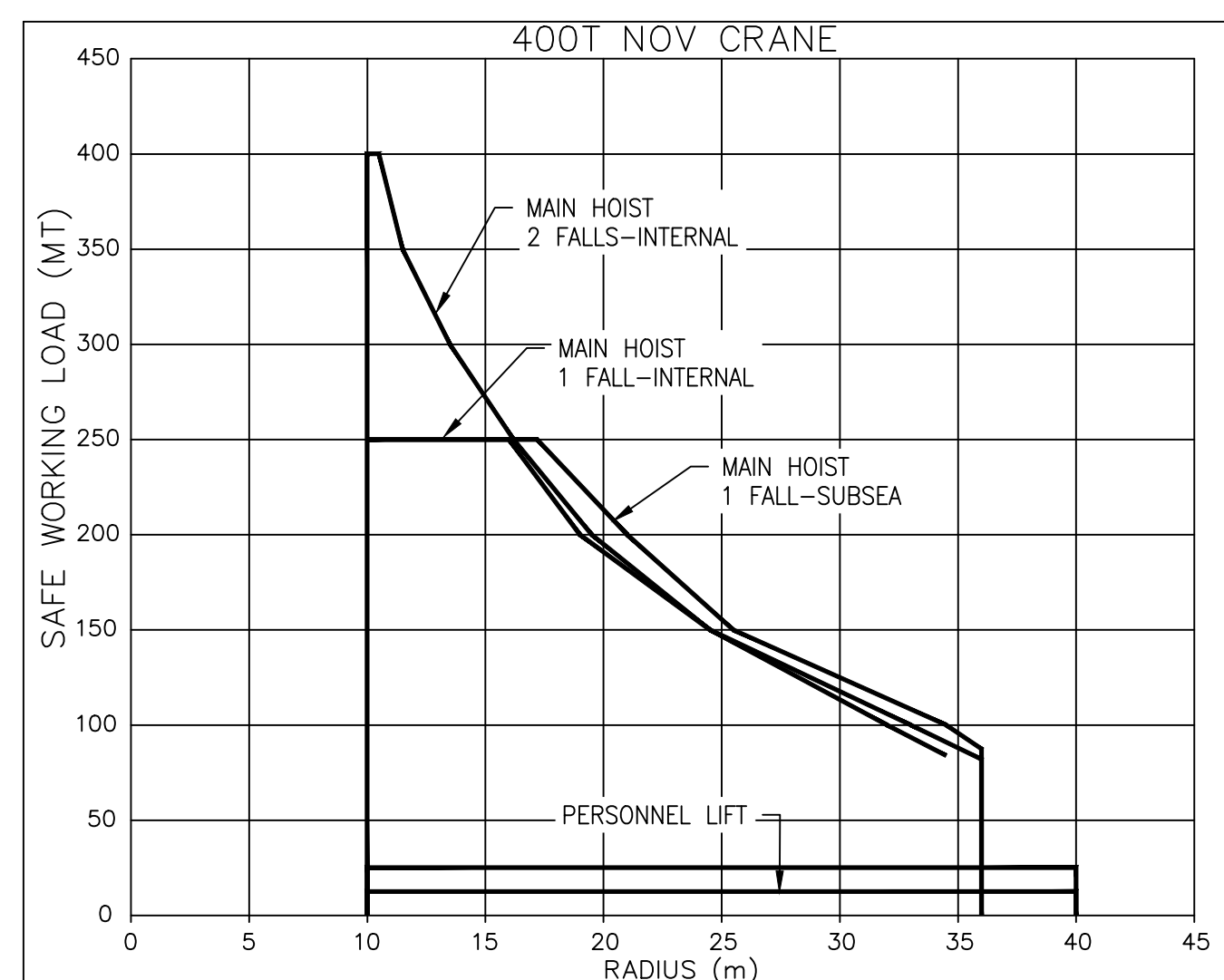
400T KNUCKLE BOOM CRANE  
SECTION @ FR 112  
LOOKING AFT

400T KNUCKLE BOOM CRANE: 400mT AHC (2 FALL)  
 MAIN HOIST  
 S.W.L. (load/rad./speed) 400mT/10-10.5m/20m/min  
 S.W.L. (load/rad./speed) 250mT/10-17m/20m/min  
 S.W.L. (load/rad./speed) 87mT/36m/110m/min

WATER DEPTH (METERS)	LOAD (SWL AT WD)
1000	249mT
2000	206mT
3000	161mT
4000	123.1mT

WHIP HOIST  
 S.W.L. (load/rad./speed) 25mT/11-40m/120m/min  
 WIRE LENGTH 4.000m  
 PERSONNEL RATING: 12.5mT/40m

WATER DEPTH (METERS)	LOAD (SWL AT WD)
4000	2.4mT



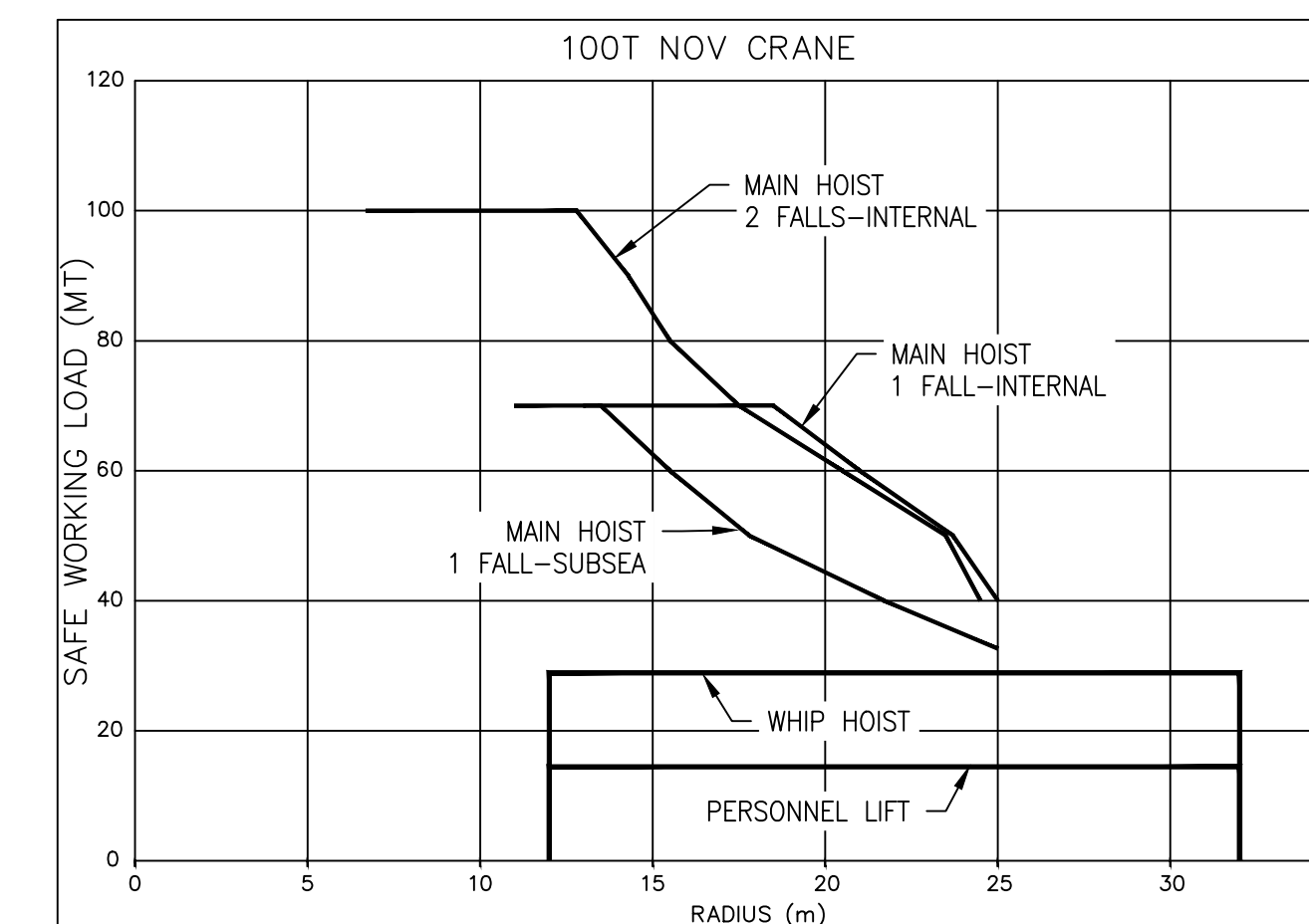
100T KNUCKLE BOOM CRANE  
SECTION @ FR 61  
LOOKING AFT

100T KNUCKLE BOOM CRANE: 100mT AHC (2 FALL)  
 MAIN HOIST  
 S.W.L. (load/rad./speed) 100mT/12-12.5m/20m/min  
 S.W.L. (load/rad./speed) 70mT/12-17m/20m/min  
 S.W.L. (load/rad./speed) 30mT/30m/110m/min

WATER DEPTH (METERS)	LOAD (SWL AT WD)
1000	65mT
2000	49mT
3000	33mT
4000	17.8mT

WHIP HOIST  
 S.W.L. (load/rad./speed) 25mT/13-32m/120m/min  
 WIRE LENGTH 4.000m  
 PERSONNEL RATING: 12.5mT/32m

WATER DEPTH (METERS)	LOAD (SWL AT WD)
4000	2.4mT



**CRANE AND LIFTING ARRANGEMENT**

THIS DRAWING, DESIGN CONCEPT AND SPECIFICATIONS ARE THE PROPERTY OF HORNBECK OFFSHORE SERVICES AND ARE FURNISHED ON A CONFIDENTIAL BASIS WITH AN EXPRESSED UNDERSTANDING THAT THEY WILL NOT BE COPIED IN ANY MANNER FOR MANUFACTURE, SALE, TRANSFERRED, NOR USED TO THE DETRIMENT OF SAID FIRM WITHOUT WRITTEN PERMISSION.

HORNBECK OFFSHORE SERVICES

TASK No. 8028  
 DRAWING No. 6.805  
 HULL No. 369-370 SY: ESG

SCALE: AS NOTED  
 DATE: 07/16/24  
 SHEET 2 OF 2

SIZE D  
 REV. 1