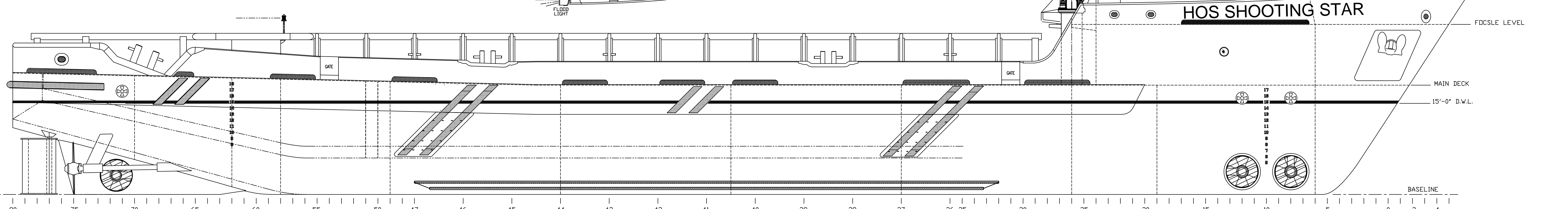
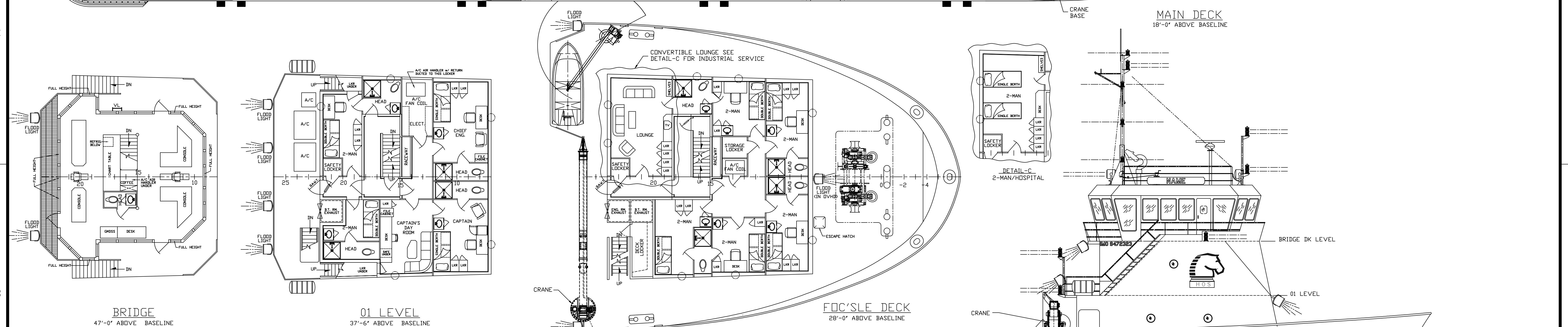
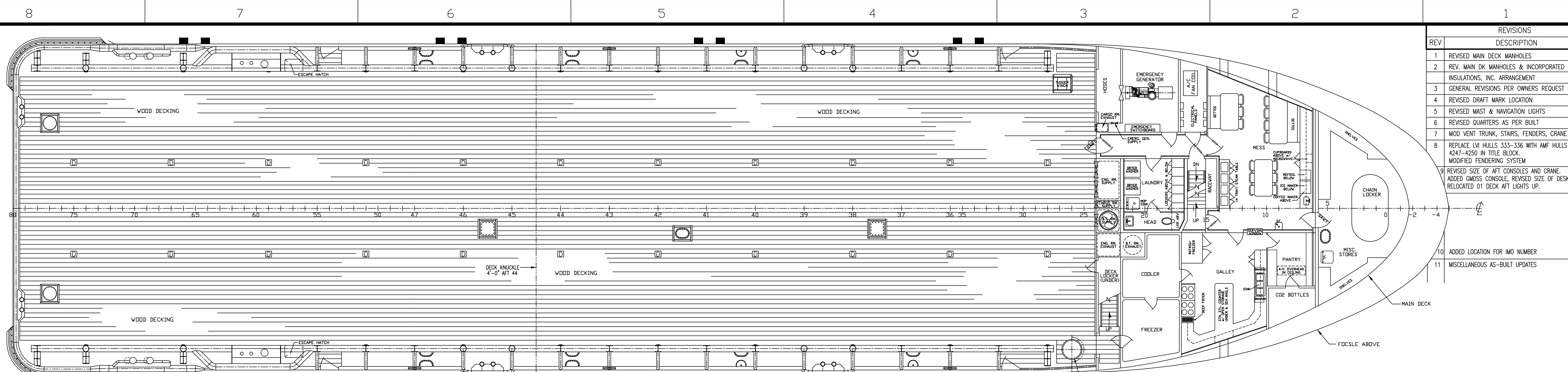


REVISIONS		
REV	DESCRIPTION	DATE
1	REVISED MAIN DECK MANHOLES	5-7-02
2	REV. MAIN DK MANHOLES & INCORPORATED INSULATIONS, INC. ARRANGEMENT	5-21-02
3	GENERAL REVISIONS PER OWNERS REQUEST	8-30-02
4	REVISED DRAFT MARK LOCATION	9-28-02
5	REVISED MAST & NAVIGATION LIGHTS	11-15-02
6	REVISED QUARTERS AS PER BUILT	3-7-03
7	MOD VENT TRUNK, STAIRS, FENDERS, CRANE	9-22-06
8	REPLACE LVI HULLS 333-336 WITH AMF HULLS 4247-4250 IN TITLE BLOCK. MODIFIED FENDERING SYSTEM	12-26-06
9	REVISED SIZE OF AFT CONSOLES AND CRANE. ADDED GROSS CONSOLE, REVISED SIZE OF DESK. RELOCATED 01 DECK AFT LIGHTS UP.	3/15/07
10	ADDED LOCATION FOR IMO NUMBER	10-03-07
11	MISCELLANEOUS AS-BUILT UPDATES	04-15-08



HOS

HORNBECK OFFSHORE SERVICES

THIS DRAWING, DESIGN CONCEPT AND SPECIFICATIONS ARE THE PROPERTY OF HORNBECK OFFSHORE SERVICES AND ARE FURNISHED ON A CONFIDENTIAL BASIS WITH AN EXPRESSED UNDERSTANDING THAT THEY WILL NOT BE COPIED IN ANY MANNER USED FOR MANUFACTURE, SOLD, TRANSFERRED, NOR USED TO THE DETRIMENT OF SAID FIRM WITHOUT WRITTEN PERMISSION.

DRAWN BY: JONATHAN LEJEUINE	240'-0" X 54'-0" X 19'-0" OSV	
CH'KD. BY:	OUTBOARD PROFILE & GENERAL ARRANGEMENTS	
APP'D. BY:	SCALE: 1/8" = 1'-0"	DATE: 4-30-2002
APP'D. BY:	DRAWING # 1.001	AMF HULLS 4247-4250
		SHEET 1 OF 1

REV. 11